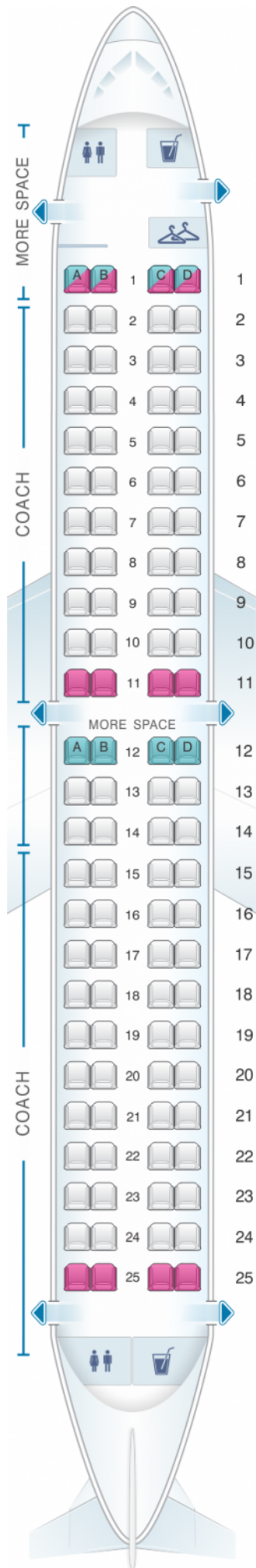














JetBlue Airways Embraer EMB 190

Class



 good seat	 good but beware	 beware	 staff seat	 exit
 wheelchair accessibility	 toilet	 closet	 galley	 power port